

FLORENCE SCHOOL DISTRICT 3

A PREMIER DISTRICT OF CHOICE

Instructional Updates



KEEPING YOU CONNECTED
To What Matters Most

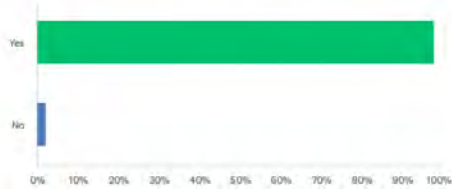
Ensuring Our Students Are College and/or Career Ready & Are Productive and Responsible Members of Society



eLearning Day Survey Results

Q2 Did your child have every thing they needed to complete their assignments on the E Learning Day - September 24, 2021?

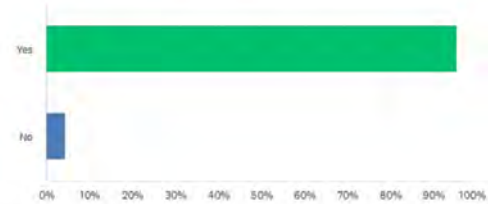
Answered: 45 Skipped: 0



ANSWER CHOICES	RESPONSES	
Yes	97.78%	44
No	2.22%	1
TOTAL		45

Q3 Did you receive the contact information needed to communication with your child's teacher concerning any questions on the E Learning Day - September 24, 2021?

Answered: 45 Skipped: 0

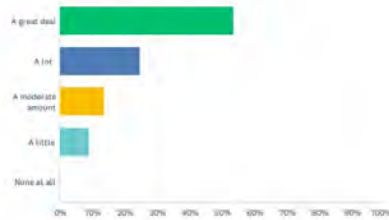


ANSWER CHOICES	RESPONSES	
Yes	95.56%	43
No	4.44%	2
TOTAL		45

E-Learning Parent Survey

Q4 Overall, how successful was the E Learning Day for your child?

Answered: 45 Skipped: 0



ANSWER CHOICES	RESPONSES	
A great deal	53.33%	24
A lot	24.44%	11
A moderate amount	13.33%	6
A little	8.89%	4
None at all	0.00%	0
TOTAL		45





Fall 21 ELA MAP Data

ELA	5K	1st	2nd	3rd	4th	5th	6th
JCL	135.7-45%	152.3-38%	157-15%	177-28%	195-45%	202-43%	202-30%
LCECC A	134.6-42%	150.7- 33%	167- 36%				
OMS	138.8-54%	148.9-27%	165-31%	178-30%	184-22%	190-19%	207-42%
SES	138-53%	153.1-40%	166-33%	182-38%	193-41%	199-36%	206-39%
MSE				182-38%	189-32%	191-20%	197-21%
JPT							206-39%
Average	136.7-48%	151.2--34%	163.8-29%	180-34%	190-34%	196-30%	204-35%



Fall 21 Math MAP Data

Math	5K	1st	2nd	3rd	4th	5th	6th
JCL	138.6-45%	154.3-30%	160- 12%	182- 31%	197- 42%	202- 31%	207- 31%
LCECC A	135.3-35%	154.3-30%	165- 21%				
OMS	139.8-48%	149.5-19%	161- 14%	179- 23%	186- 17%	193- 14%	204-25%
SES	140- 50%	156.3-36%	169- 31%	182- 31%	194- 34%	202- 31%	208-33%
MSE				180- 26%	189- 23%	194- 16%	206-29%
JPT							198-15%
Average	138.4-44%	153.6-29%	164-19%	181-28%	192-29%	198-23%	205-27%



Fall 21 Middle/Secondary ELA MAP Data

ELA	7th	8th	9th
JPT	214-49%	205-22%	213-37%
REM	202-23%	205-22%	
LCHS			206-25%
Average	208-27%	205-22%	210-32%

** Interventionist, Lexia Core 5, Lexia Power Up, Edgenuity, Read 180/System 44, "30 for 30" Reading Challenge, Tutoring**



Fall 21 Middle/Secondary Math MAP Data

Math	7th	8th	9th
JPT	210-27%	212-24%	220-37%
REM	206-20%	209-20%	
LCHS			210-20%
Average	208-24%	211-23%	215-28%




Next Steps

-
- Schools- updating Action Plans
 - School Visits with the District Team
 - MTSS Meeting Follow Up





In the Spotlight



SESA Celebrates Cancer Awareness



In the Spotlight

- LCECCA and LCHS have partnered and began Big Panther, Little Panther. LCHS students visit (virtually for now) with LCECCA students for 20 minutes weekly.





In the Spotlight

- Monthly Reading Challenges for OMS (All classes have met one or more goals that were set by the students for this challenge which have earned them clues to solve our mystery!)
- Mrs. Tonyelle Thomas has been selected to participate in SCDE's Panel for Math Standards Review for Revision.

