



## Instructional Updates

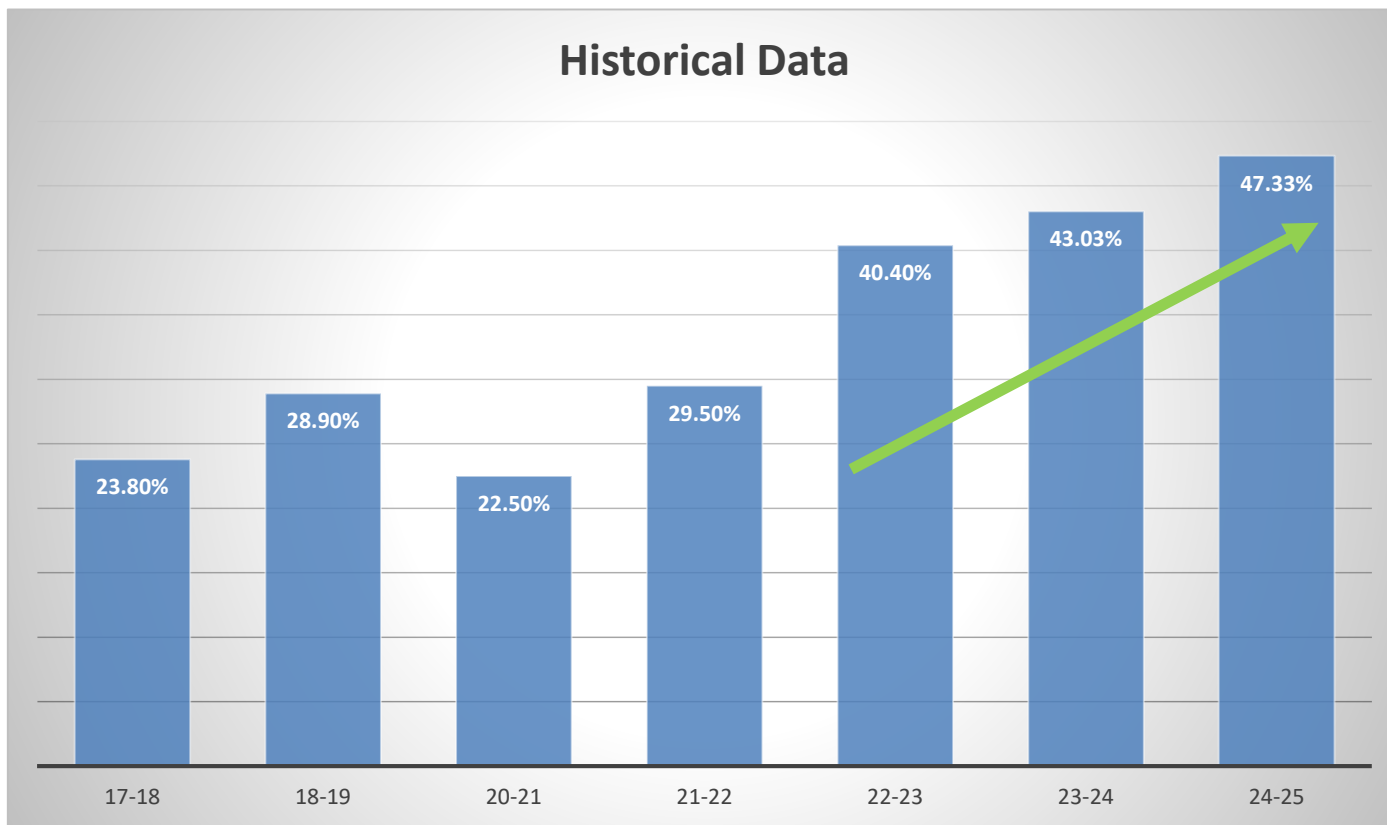


KEEPING YOU CONNECTED  
*To What Matters Most*

September 18, 2025


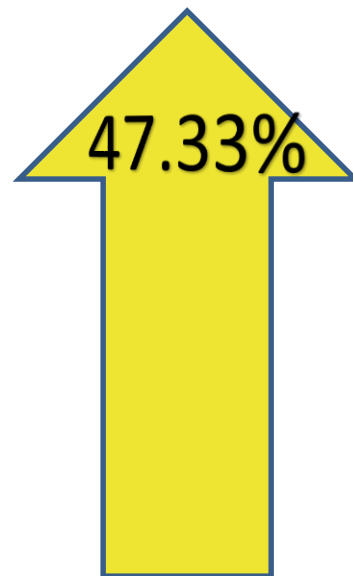
*Ensuring Our Students Are College and/or Career Ready & Are Productive and Responsible  
Members of Society*

# SC Ready ELA



State Average 59.6%

**Public Release on Sept. 2, 2025**



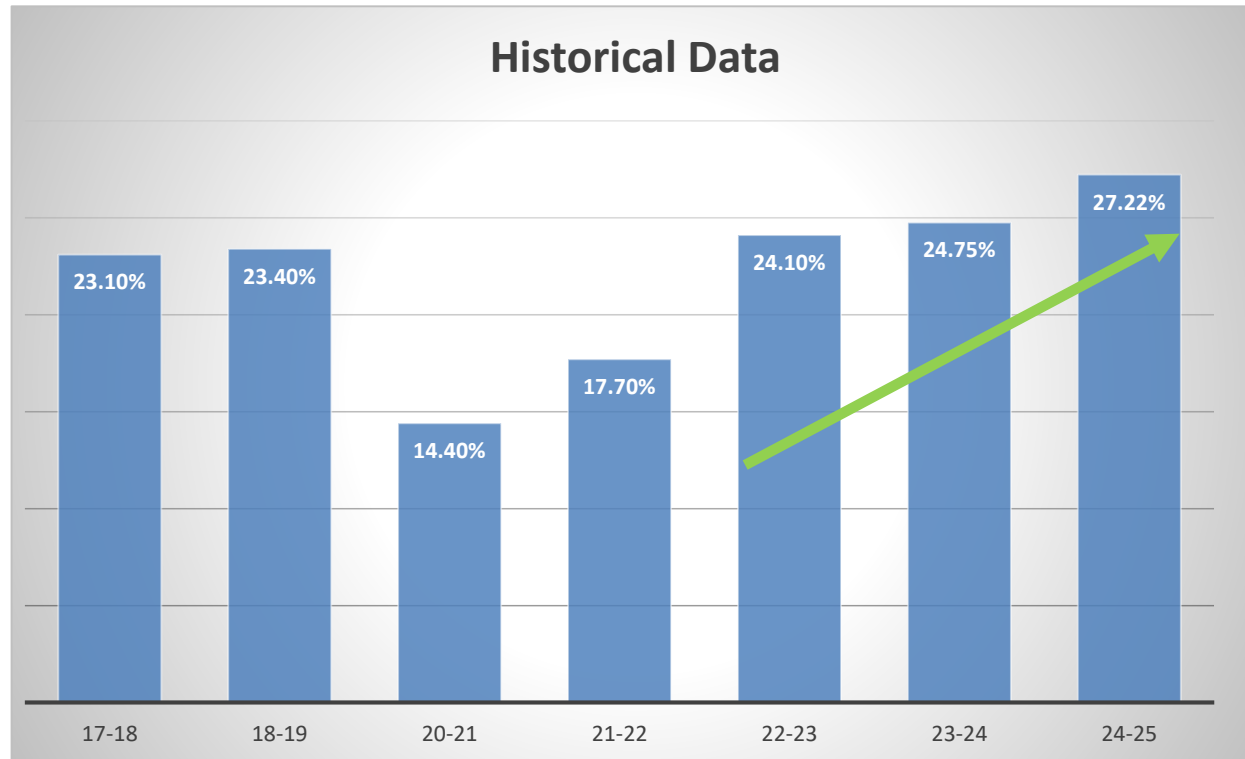


# ELA Highlights

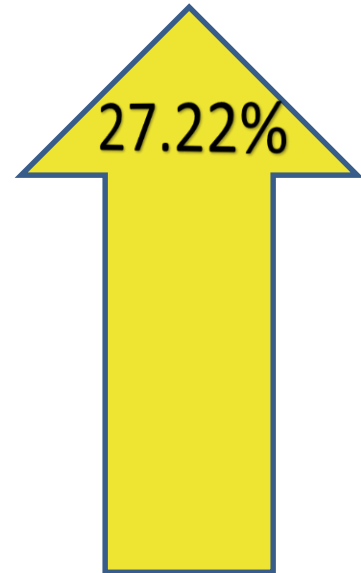


- **Increase** in percent of students Meeting/Exceeding standards in all grades, but 7<sup>th</sup>.
- High-Quality Instructional Materials & core curriculum implementation of **Wonders (K-2), Ready (3-8), Read 180 (7-8) & IRLA/LETRS**
- Intentional Focus on Student Reading Conferences **"30 for 30"**
- **Differentiated Tiered Instruction**
- **PLCs** – job-embedded professional learning and coaching support
- Intentional Data Dives- "Who's growing? Next Steps"

# SC Ready Math



State Average 43.9%





# Math

## 3 Key Priorities:

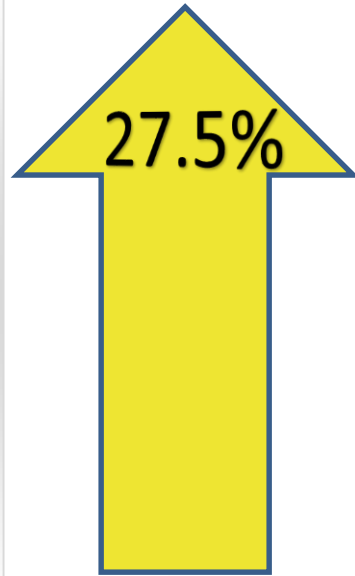
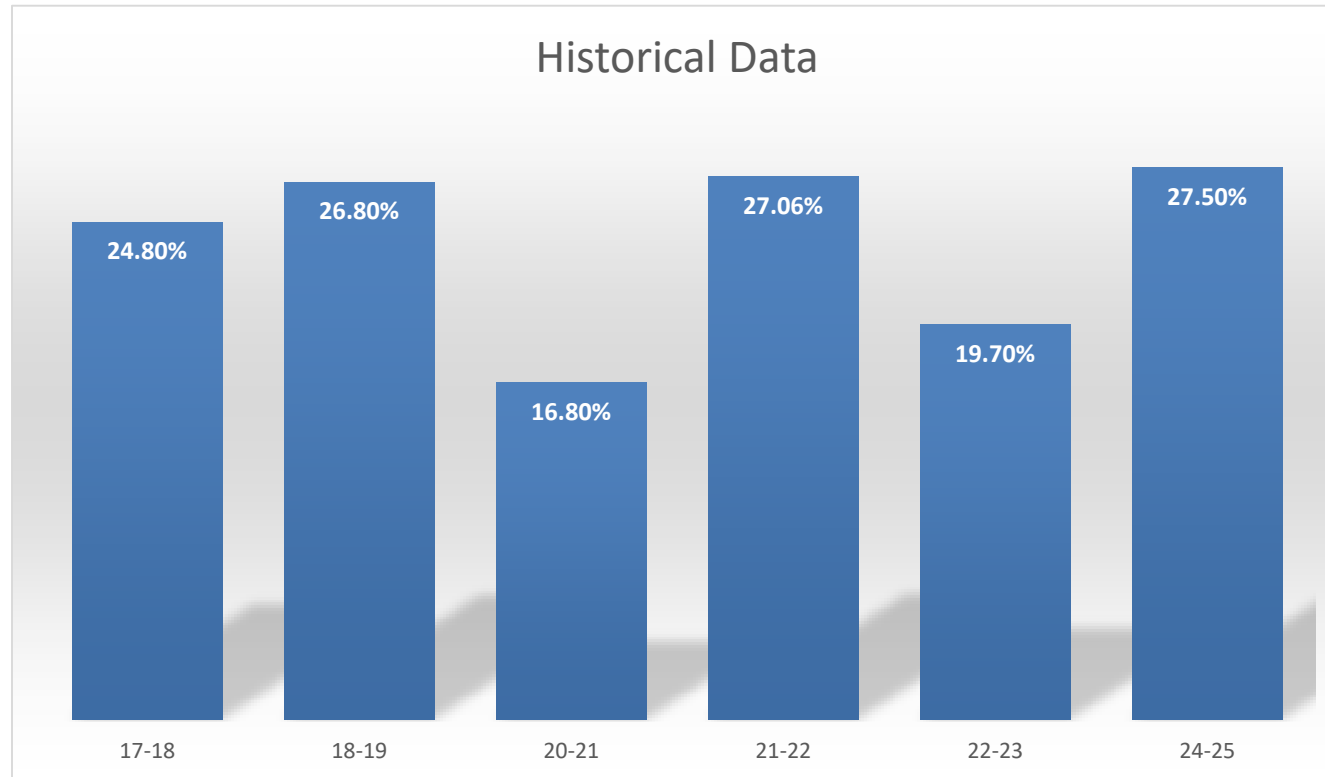
- Instructional Framework
- High Quality Instructional Materials
  - iReady 5K-5<sup>th</sup>
  - Math Nation 6-8
- **Learning walks** to support core curriculum implementation
- Intentional Focus on Standards/Strategy PD-
- **Differentiation Small Group/Flex @ LCHS**



# End of Course Exams

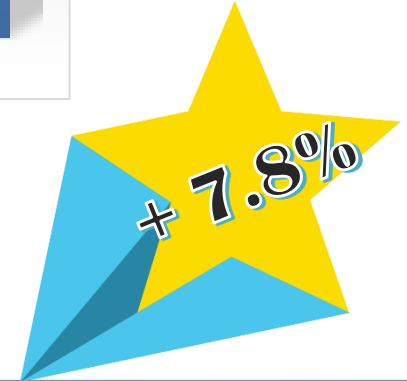
Course	% Passing (A-C) – FSD3- 2024	% Passing (A-C) – FSD3- 2025	% Passing (A-C)- State Avg
Algebra 1	37.4% (95/254)	42% ↑ (76/181)	50.6%
English 2	56.4% (132/234)	51.6% (96/186)	67%
Biology 1	27% (55/204)	28.1% ↑ (55/196)	43.4%
US History	17.5% (37/212)	17.9% ↑ (41/229)	45%

# SC Ready Science



State Average 48.75%

**Public Release on September 2, 2025**





# Next Steps in Science

---

- Curriculum maps, pacing guides, job embedded professional learning and coaching support
- Comprehensive benchmarks to support mastery of standards
- Bi-weekly Standards Check







# Happening in FSD3

- **District Instructional Team-** have started weekly school instructional visits/walk-throughs using the Eleot Tool for Cognia review.
- Mrs. Dorris is working with Leadership Teams in data meetings:
  - All schools- analyzing **iReady data** and how to use the **Rally Tool: Navigator Training** to see historical data and help schools with data driven instructional moves.
  - Secondary schools- tracking Grad Rate & CCR-making in corrections to the data before final ratings are released.



# Summer Feeding Program



- Summer Camp Sites
  - (MSE, LCHS, & Boys & Girls Club)
- 13 Serving Days; Mon - Fri
- **Served 4,045 Breakfast Meals**
- **Served 5,416 Lunch Meals**



- 7 Designated Sites in the Communities/3 Pick Up Dates
- 21 Serving Days
- No cost to the students
- **Served 6,951 Breakfast & Lunch Meals**
- School Nutrition Staff & District Bus Drivers assisted in the distribution of meals





---

October 6<sup>th</sup>- 45<sup>th</sup> Day of School

October 9<sup>th</sup> -13<sup>th</sup>: Intercession Days

October 15<sup>th</sup>- Report Cards

