

FLORENCE SCHOOL DISTRICT 3

A PREMIER DISTRICT OF CHOICE



*Ensuring Our Students Are College and/or Career Ready & Are Productive and Responsible
Members of Society*

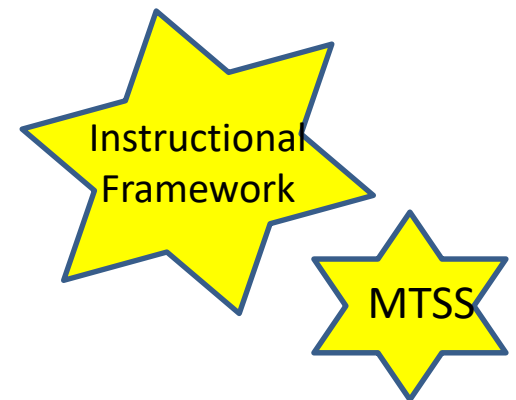

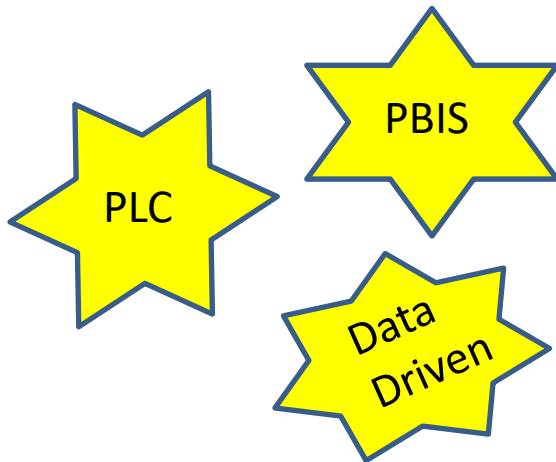
Board Goals

Goal 2: Academic Achievement

To improve the academic success of all students.

Goal 3: Reading Readiness

To increase the number of students reading on grade level in grades K – 3.



Spring 24 to Spring 25 ELA MAP

Grade Level	Overall ELA Average Spring 24	Overall ELA Average Fall 24	Overall ELA Average Winter 25	FSD3 Growth	Growth Norms Fall to Winter (mean)	Spring 25 Goal	Spring 25 Score	Growth Fall to Spr
5K	152/48%	137/51%	147/54%	10pts	9.6	5K- 16pts (155-55%)	154/54%	17pts
1st	167/39%	153/41%	160/34%	7pts	9.2	1st-15pts (173-55%)	168/41%	15pts
2nd	183/44%	167/37%	175/34%	8pts	8.8	2nd-13pts (188-55%)	181/39%	14pts
3rd	192/38%	184/43%	190/41%	6pts	7.2	3rd-11pts (199-55%)	195/46%	11pts
4th	202/44%	190/33%	194/30%	4pts	5.8	4th-8pts (206-54%)	199/37%	9pts
5th	208/43%	201/40%	204/38%	3pts	4.6	5th-7pts (214-58%)	207/41%	6pts
6th	214/47%	207/41%	210/41%	3pts	3.6	6th-5pts (217-55%)	217/55%	10pts
7th	210/31%	206/29%	211/36%	5pts	2.8	7th-4pts (221-57%)	213/38%	7pts
8th	216/37%	211/33%	215/37%	4pts	2.5	8th-4pts (224-56%)	216/37%	5pts

Ensuring Our Students Are College and/or Career Ready & Are Productive and Responsible Members of Society

Spring 24 to Spring 25 Math MAP

Grade Level	Overall Math	Overall Math	Overall Math	FSD3 Growth	Growth Norms Fall to Winter (mean)	Spring 25	Spring 25	Growth Fall to Spr
	Average Spring 24	Average Fall 24	Average Winter 25			Goal	Score	
5K				11 pts.	10.5	5K- 16pts		19pts
	157/51%	139/48%	150/50%			157/50%	158/54%	
1st				9 pts	10.1	1st-16pts		18pts
	173/41%	158/44%	167/40%			176-50%	176/50%	
2nd				8 pts	9	2nd-14pts		15pts
	187/44%	170/35%	178/32%			187-44%	185/38%	
3rd				6 pts	7.7	3rd-13pts		13pts
	195/34%	185/38%	191/35%			(199-45%)	198/42%	
4th				6 pts	6.5	4th-11pts		10pts
	205/37%	192/29%	198/30%			(211-52%)	202/30%	
5th				4 pts	5.5	5th-10pts-		7pts
	203/18%	203/34%	207/32%			(220-54%)	210/31%	
6th				3 pts	4.8	6th-8pts		8pts
	214/31%	207/31%	210/29%			(224-53%)	215/33%	
7th				3 pts	3.8	7th-7pts		6pts
	215/27%	210/27%	213/27%			(232-61%)	216/29%	
8th				3 pts	3.2	8th-5pts		5pts
	219/29%	214/27%	217/29%			(237-64%)	219/29%	



Summer Extended Learning Opportunities



May 28th-June 13th

Program Goals

Academics

- Improve students' literacy and math skills
- Decrease summer learning loss
- Build Literacy Foundational Skills
- Math: Fractions/Ratios/Percent

Student Engagement & Attendance

- Engage in STEM projects
- Field Experience

Socio-Emotional Learning

- Increase a sense of belonging
- Goal setting
- Leadership skills

Enrichment

- Extend learning opportunities
- Hands-on experience



4K-6th Grade

- **Lit Camp**
 - ELA, Writing, Research
 - Foundational Skills
- **LCECCA 21st Century Camp**
- **STEM Camp**
- **Photography Camp**
- **SEL Skills/Grief Camp**




7-12th

- **Attendance/Content Recovery**
- **Camp Innovate**
- **CTE Camps**
 - Culinary Arts
 - Aviation
- **Band Camp**



Ensuring Our Students Are College and/or Career Ready & Are Productive and Responsible Members of Society

FSD3 Celebrated Assistant Principal Week



*Ensuring Our Students Are College and/or Career Ready & Are Productive and Responsible
Members of Society*



April 11th- Interims

April 14-18th – Spring Break

April 21st- PD Day for Staff



Ensuring Our Students Are College and/or Career Ready