

FLORENCE SCHOOL DISTRICT 3

A PREMIER DISTRICT OF CHOICE



March 19, 2026

Ensuring Our Students Are College and/or Career Ready

Board Goals

Goal 2: Academic Achievement

To improve the academic success of all students.

Goal 3: Reading Readiness

To increase the number of students reading on grade level in grades K – 3.



School Choice Updates



School	Number Applied – Magnet Lottery	Number Accepted
J Paul Magnet	73 students : 7 th Grade- 65 8 th Grade- 7 9 th Grade- 3 10 th Grade- 1	73
Olanta Magnet	1- 5K student	1

Programming Updates:
Montessori will not be offered at JCL for the 26-27 SY.
We will still offer a traditional 3K class.



School	Choice Applications	Accepted
JCL	4	4
SESA	6	6

Magnet Wait List is available on the district's home page (under the Parent's Tab).

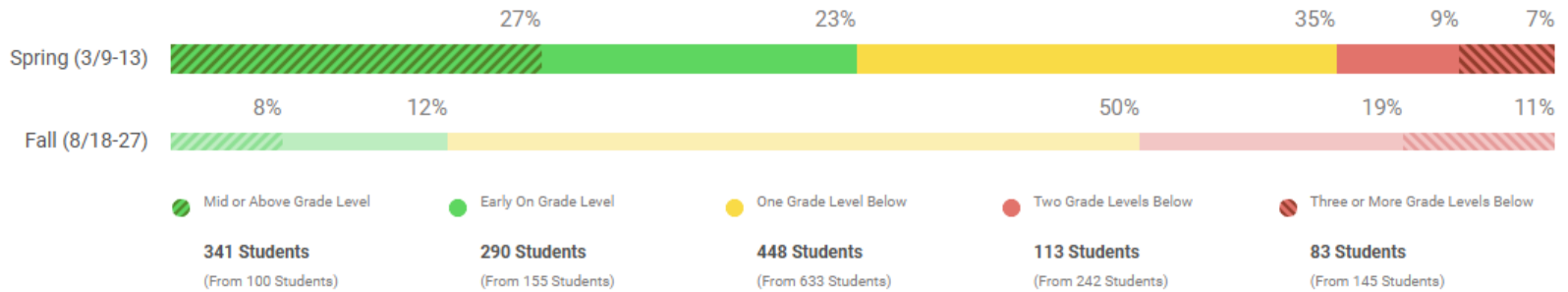
i-Ready Data-Overall

READING



Overall Placement

Students Assessed/Total: 1,275/1,394



Percent on Grade Level: K-6

- Spring: 50%
- Fall: 20%

Percent One Grade Level or More Below: K-6

- Spring: 51%
- Fall: 80%



i-Ready Data- ELA Projected Proficiency

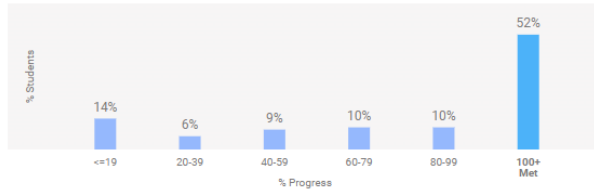


Grade		Proficiency if Students Show No Additional Growth	% Proficient (Level 4 + 3)	Proficient		Not Proficient		Students with Projection/Total
				L4	L3	L2	L1	
Grade 3	Spring (3/9-13)		46%	16%	30%	42%	12%	184/201
	Fall (8/18-27)		21%	5%	16%	51%	28%	
Grade 4	Spring (3/9-13)		61%	18%	43%	29%	10%	167/190
	Fall (8/18-27)		30%	6%	24%	43%	27%	
Grade 5	Spring (3/9-13)		49%	8%	41%	28%	22%	156/164
	Fall (8/18-27)		26%	4%	22%	35%	39%	
Grade 6	Spring (3/9-13)		51%	22%	28%	29%	20%	170/185
	Fall (8/18-27)		38%	11%	27%	32%	30%	

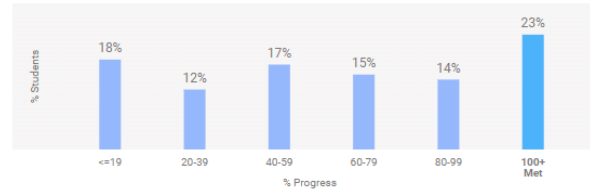
i-Ready Data- ELA Annual Growth



Distribution of Progress to Annual
Typical Growth




Distribution of Progress to Annual
Stretch Growth®



Choose to Show Results By: + Add secondary demographic to show results by

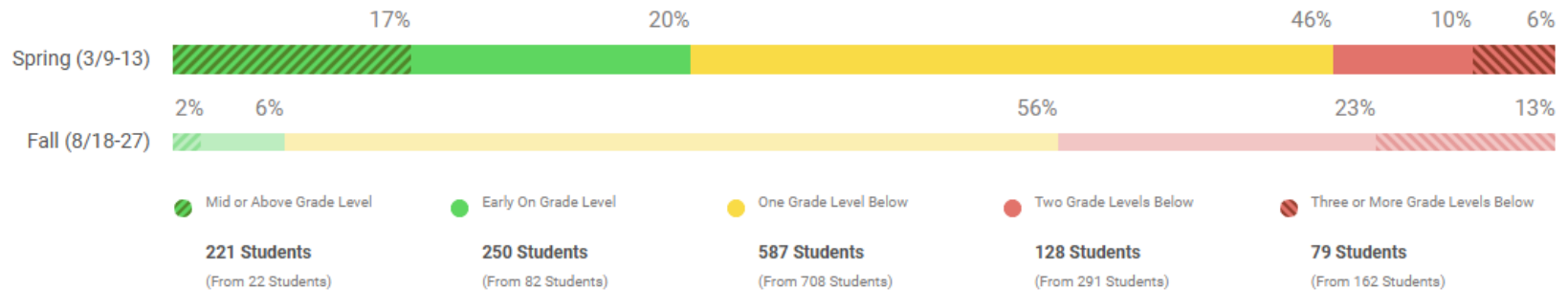
Showing 7 of 7

Grade	Annual Typical Growth ⓘ		Annual Stretch Growth® ⓘ		% Students with Improved Placement	Students Assessed/Total
	Progress (Median) ⚙	% Met ⚙	Progress (Median) ⚙	% Met ⚙		
Grade K	88%	36%	63%	14%	71%	199/213
Grade 1	86%	42%	64%	19%	49%	218/229
Grade 2	103%	53%	68%	24%	62%	198/212
Grade 3	100%	51%	59%	22%	64%	195/201
Grade 4	130%	61%	69%	34%	58%	183/190
Grade 5	124%	60%	57%	22%	56%	162/164
Grade 6	137%	63%	54%	27%	56%	180/185



Overall Placement

Students Assessed/Total: 1,265/1,394



Percent on Grade Level: K-6


- Spring: 37%
- Fall: 8%

Percent One Grade Level or More Below: K-6

- Spring: 62%
- Fall: 92%

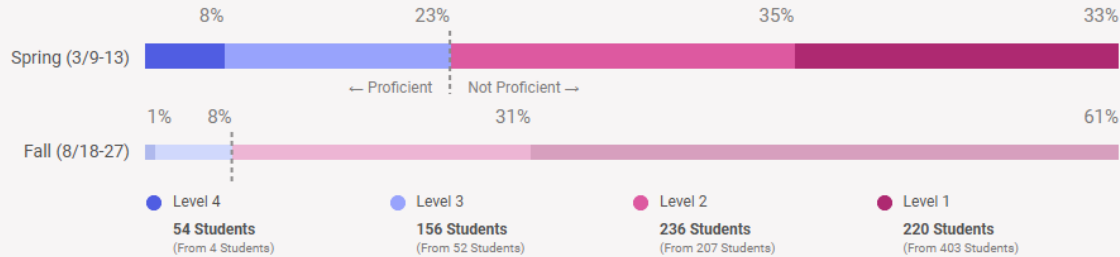


I-Ready Projection Data



Students with Projection/Total: **666/740**


Proficient: **32%**
(Level 4 + 3)



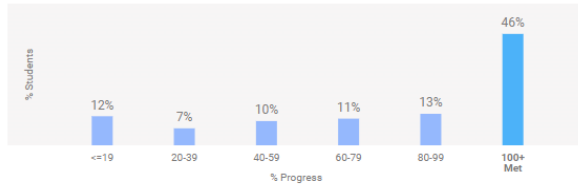
Proficient: **8%**
(Level 4 + 3)

Grade	Term	Proficiency if Students Show No Additional Growth	% Proficient (Level 4 + 3)	Proficient		Not Proficient		Students with Projection/Total
				● L4	● L3	● L2	● L1	
Grade 3	Spring (3/9-13)		39%	8%	31%	36%	25%	180/201
	Fall (8/18-27)		7%	0%	7%	32%	62%	
Grade 4	Spring (3/9-13)		35%	12%	24%	26%	39%	173/190
	Fall (8/18-27)		10%	1%	9%	20%	71%	
Grade 5	Spring (3/9-13)		25%	7%	18%	38%	37%	147/164
	Fall (8/18-27)		6%	1%	5%	33%	61%	
Grade 6	Spring (3/9-13)		25%	5%	20%	42%	33%	166/185
	Fall (8/18-27)		11%	0%	11%	41%	48%	

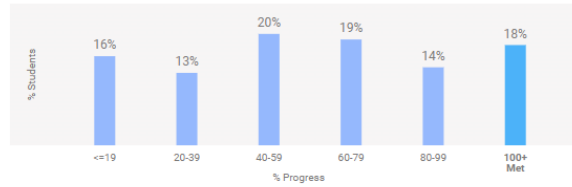
i-Ready Math Annual Growth Data



Distribution of Progress to Annual
Typical Growth



Distribution of Progress to Annual
Stretch Growth®




Choose to Show Results By
Grade

[+ Add secondary demographic to show results by](#)

Showing 7 of 7

Grade	Annual Typical Growth ⓘ		Annual Stretch Growth® ⓘ		% Students with Improved Placement	Students Assessed/Total
	Progress (Median) ⚙	% Met ⚙	Progress (Median) ⚙	% Met ⚙		
Grade K	88%	43%	69%	24%	54%	195/213
Grade 1	97%	48%	73%	26%	49%	217/229
Grade 2	107%	55%	69%	19%	65%	199/212
Grade 3	85%	42%	57%	12%	63%	190/201
Grade 4	88%	40%	53%	13%	61%	183/190
Grade 5	100%	50%	51%	13%	66%	159/164
Grade 6	90%	45%	46%	16%	56%	176/185

MAP ELA Data




ELA- 7 th	Fall 25	Spr. 26	Growth
DREM	209/42%	212/43%	+4
JPT	208/33%	215/43%	+7

Projected Proficiency: 221/64%

ELA- 8 th	Fall 25	Spr. 26	Growth
DREM	208/33%	215/43%	+4
JPT	217/52%	220/55%	+3

Projected Proficiency: 224/64%

MAP Math Data



Math- 7 th	Fall 25	Spr. 26	Growth
DREM	208/30%	215/32%	+7
JPT	215/45%	220/42%	+5

Projected Proficiency: 234/70%

Math- 8 th	Fall 25	Spr. 26	Growth
DREM	211/27%	220/33%	+9
JPT	223/67%	228/54%	+5

Projected Proficiency: 241/73%

Tutoring Updates

Number of Students Enrolled by School

LCECC: 6	JPT: 6
JCL: 3	REM: 1
MSE: 5	LCHS: 0
SESA: 3	

24 Total Currently

29 Total Served This Year

Number of Students Enrolled by Grade Level

K: 2	7 th : 3
1 st : 5	8 th : 1
2 nd : 1	9 th : 1
3 rd : 3	11 th : 1
4 th : 2	12 th : 1
5 th : 2	
6 th : 2	

Hours: 3:00-5:30 Monday through Thursday

Staff: 4 part-time tutors



**ACADEMIC TUTORING
CENTER**

Student Highlights



Zion Anderson
1st Grade, LCECC

i-Ready Reading Growth Since Enrollment:

53 points
108% of his typical growth
79% of his stretch growth



Tyler Green
4th Grade, MSE

i-Ready Reading Growth Since Enrollment:

69 points
246% of her typical growth
111% of his stretch growth



Dalton Smith
4th Grade, JCL

i-Ready Math Growth Since Enrollment:

39 points
170% of his typical growth
95% of his stretch growth



Kimia Graves
8th Grade, JPT

MAP Reading Growth Since Enrollment:

10 points
16 percentiles
Highest RIT score in Academic Career

Tutoring Updates-Next Steps

Test Prep Plan at Tutoring Center

- i-Ready/MAP/Benchmark Scores, Reading Levels, and Grades are used to design each student's learning path
- i-Ready and Boddle are programs used to provide adaptive software learning. We also promote 30 for 30 at the Tutoring Center
- Test prep materials from SCDE and similar states are used to practice test-taking strategies; focus on nonfiction comprehension for Reading and mixed review for Math (especially with fractions, decimals, and integers for our upper elementary/secondary students)

Junior Pee Dee Competition- March 3rd:

We have 34 entries from JCL, MSE, OMS, SESA, and DREM. Students from **Dr. Ronald E. McNair** are advancing to the state competition.



Over 50 students
participated

Dr. Ron E. McNair

Historical Papers:

- 1st Larry Benbow
- 2nd Clifton Browder

Website:

- 1st Ravenal Lowray

Exhibits

- 1st Chantae Parks
- 2nd Ka'Nuary Smith
- 4th Taylor McKenzie (Regional Alternate)

Junior Select Division – 4th & 5th Grade

Scranton:

- 1st Place (Group Exhibit): Gransley Durden, Heidi Poston, Precious Singletary

Olanta

- Kentrell Brown- individual exhibit
- Jaxon Goins, Liam Bennett, Ayden Griggs & Jordan McElveen – group exhibit
- Wyatt Sherman, Dearri Hanna, Nayvadius Rich- group documentary



Primary (4K-3rd) Pee Dee Competition- March 5th :

We had 26 entries from LCECCA, JCL, OMS, and MSE.

We had winners in all categories.

Lake City Early Childhood Center

Individual Exhibits

- TJ Hines: Dr. Daniel Hale Williams
- Logan Smith: Ronald E. McNair
- Neveah Woodberry: Benjamin O. Davis
- Cynthia Hughes: Ruby Bridges
- ZahNiya Long: Katherine Johnson

Olanta

Group Exhibit: London Washington, Myking Singletary and Royal Burgess-Montgomery Bus Boycott

J.C. Lynch

Group Exhibit: Nate Hayes, Kinzley Davis, and Devin Parrott-The Pony Express

Scranton

Group Exhibit: Anistyn Branham, Analeigh Parker, and Maliah James-The First Telephone

Over 36 students
participated

Revolution,
Reaction, and
Reform



Ensuring Our Students Are College and/or Career Ready

Scranton Elementary STEAM Academy



Congratulations on successfully completing your Cognia STEM Certification Review.

Noteworthy Practices:

- Leaders engage in a formal process to share and communicate the STEM vision and mission with internal and external stakeholders.
- The institution consistently plans for and facilitates STEM events and activities for the school community during and beyond the regular school day





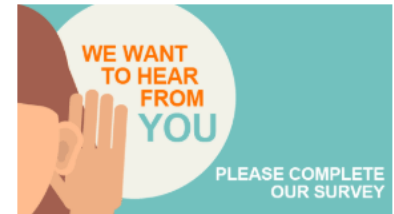
March 1-31st- Title One Needs Assessment Survey

March 23rd- Report Cards issued

March 30th- Cognia Accreditation Review



April 6th-10th – Spring Break



Ensuring Our Students Are College and/or Career Ready



UPCOMING EVENTS

Mark Your Calendars



You're Invited!!!

SESA's 2026 Leadership Day
Friday, March 27th @ 9:00
a.m.

Come see our Morning Meetings, Clubs, and Leadership Roles in Action!

Sign up on via QR Code!




Main Street Elementary
 School of Arts & Leadership

Save the Date!
LEADERSHIP DAY
 Unleash Greatness
 Friday, April 17, 2026
 8:00 a.m. - 11:30a.m.

All parents, families, and community members are invited to join us as our students showcase leadership in action during our annual Leadership Day. Visitors will have the opportunity to tour the school and observe several of our student leadership groups and activities.

We will have:
 Student Performances, Classroom Visits, Club Presentations, Student Speakers, See Leadership in Action, and More.

Journey with us as we also celebrate Music through the Decades!
 Click the QR Code to register.



We Look Forward to Seeing You!
 The Leader in Me
 great happens here



Mark Your Calendars
UPCOMING EVENTS



J. C. Lynch Elementary

LEADERSHIP DAY

COME SEE HOW WE GROW AS LEADERS

APRIL 2, 2026 @ 9:00 A.M.

Limited Space Available – Register Today!

• 843-229-7441 • 124 Hicks Rd., Coward, SC 29530 • @JCLynchEle

SAVE THE DATE!

Stars Gala

APRIL 23RD

Ensuring Our Students Are College and/or Career Ready