

# FLORENCE SCHOOL DISTRICT 3

A PREMIER DISTRICT OF CHOICE

## Instructional Updates



KEEPING YOU CONNECTED  
To What Matters Most

*Ensuring Our Students Are College and/or Career Ready & Are Productive and Responsible Members of Society*



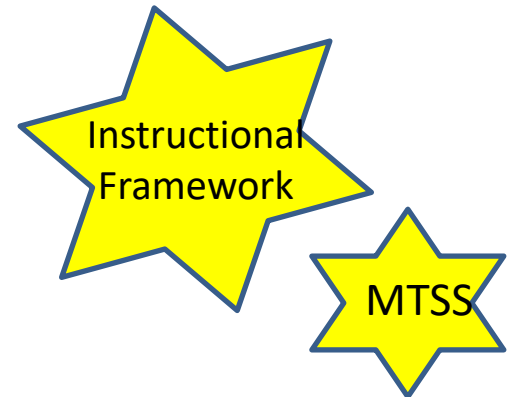
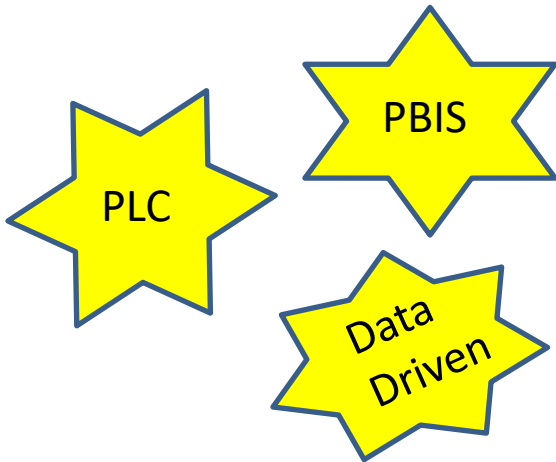
# Board Goals

## Goal 2: Academic Achievement

**To improve** the academic success of all students.

## Goal 3: Reading Readiness

**To increase** the number of students reading on grade level in grades K – 3.





# MAP Comparisons- ELA

Grade Level	Overall ELA Average Fall 23	Overall ELA Average Winter 24	FSD3 Growth	Growth Norms Fall to Winter (mean)	Spring 24 Goal
5K	136-47%	145-45%	9 pts	9.6	5K- 16pts (155-55%)
1st	154-41%	161-32%	7 pts	9.2	1st-15pts (173-55%)
2 <sup>nd</sup>	169-38%	177-38%	8 pts	8.8	2nd-13pts (188-55%)
3 <sup>rd</sup>	180-34%	186-31%	6 pts	7.2	3rd-11pts (199-55%)
4 <sup>th</sup>	194-43%	198-38%	4 pts	5.8	4th-8pts (206-54%)
5 <sup>th</sup>	199-36%	203-34%	4 pts	4.6	5th-7pts (214-58%)
6 <sup>th</sup>	208-44%	213-35%	5 pts	3.6	6th-5pts (217-55%)
7 <sup>th</sup>	207-33%	209-30%	2 pts	2.8	7th-4pts (221-57%)
8 <sup>th</sup>	211-33%	214-34%	3 pts	2.5	8th-4pts (224-56%)

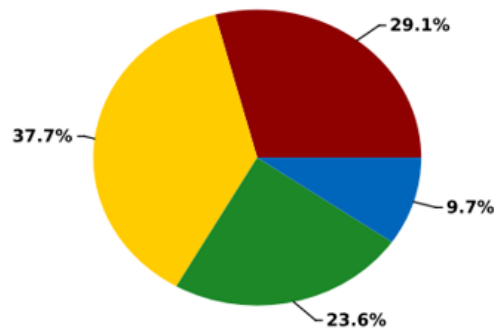
*Ensuring Our Students Are College and/or Career Ready*

# SC Ready Projections

## Language Arts: Reading

Projected to: South Carolina College- and Career-Ready Assessment (SC READY) taken in spring.

Grade	Student Count	Does Not Meet		Approaches		Meets		Exceeds	
		Count	Percent	Count	Percent	Count	Percent	Count	Percent
2	224	70	31.2%	79	35.3%	53	23.7%	22	9.8%
3	203	73	36.0%	58	28.6%	53	26.1%	19	9.4%
4	193	70	36.3%	48	24.9%	39	20.2%	36	18.7%
5	207	48	23.2%	93	44.9%	52	25.1%	14	6.8%
6	187	25	13.4%	80	42.8%	63	33.7%	19	10.2%
7	223	73	32.7%	95	42.6%	41	18.4%	14	6.3%
8	160	48	30.0%	73	45.6%	28	17.5%	11	6.9%
<b>Total</b>	<b>1397</b>	<b>407</b>	<b>29.1%</b>	<b>526</b>	<b>37.7%</b>	<b>329</b>	<b>23.6%</b>	<b>135</b>	<b>9.7%</b>





# MAP Comparisons- Math

Grade Level	Overall Math Average Fall 23	Overall Math Average Winter 24	FSD3 Growth	Growth Norms Fall to Winter (mean)	Spring 24 Goal
5K	138-44%	149-45%	11 pts.	10.5	5K- 16pts 157/50%
1st	157-41%	166-37%	9 pts	10.1	1st-16pts 176-50%
2 <sup>nd</sup>	170-36%	181-38%	11 pts	9.0	2nd-14pts 187-44%
3 <sup>rd</sup>	181-29%	189-36%	8 pts	7.7	3rd-13pts (199-45%)
4 <sup>th</sup>	194-35%	200-34%	6 pts	6.5	4th-11pts (211-52%)
5 <sup>th</sup>	202-31%	207-30%	5 pts	5.5	5th-10pts- (220-54%)
6 <sup>th</sup>	208-31%	211-29%	3 pts	4.8	6th-8pts (224-53%)
7 <sup>th</sup>	209-24%	211-23%	2 pts	3.8	7th-7pts (232-61%)
8 <sup>th</sup>	213-27%	217-28%	4 pts	3.2	8th-5pts (237-64%)

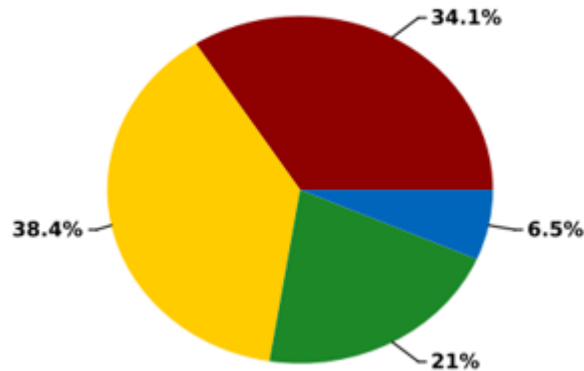
*Ensuring Our Students Are College and/or Career Ready*

# Math- SC Ready Projections

## Math: Math K-12

Projected to: South Carolina College- and Career-Ready Assessment (SC READY) taken in spring.

Grade	Student Count	Does Not Meet		Approaches		Meets		Exceeds	
		Count	Percent	Count	Percent	Count	Percent	Count	Percent
2	224	40	17.9%	91	40.6%	73	32.6%	20	8.9%
3	203	61	30.0%	62	30.5%	59	29.1%	21	10.3%
4	190	55	28.9%	63	33.2%	54	28.4%	18	9.5%
5	207	67	32.4%	88	42.5%	40	19.3%	12	5.8%
6	186	57	30.6%	88	47.3%	35	18.8%	6	3.2%
7	225	107	47.6%	90	40.0%	18	8.0%	10	4.4%
8	170	92	54.1%	57	33.5%	16	9.4%	5	2.9%
<b>Total</b>	<b>1405</b>	<b>479</b>	<b>34.1%</b>	<b>539</b>	<b>38.4%</b>	<b>295</b>	<b>21.0%</b>	<b>92</b>	<b>6.5%</b>





# Continuous Improvement

- Leadership Capacity (Professional Development, PLCs, Data Driven Instruction, and Standards-Based)
- Core Curriculum (Curriculum and Pacing Support Documents with Aligned Assessments)
- Instructional Support Walkthroughs
- Wraparound Supports:
  - **Provide targeted intervention**
    - **Small group with interventionist**
    - **Lexia**
    - **DreamBox**
    - **Read 180/Systems44**
- Student Data Reviews
- Coaching Support



J. Paul Truluck Creative Arts and  
Science Magnet School



**AWEsome:**

EVERY DAY, EVERY WAY!





CIP DATA:

MOST RECENT  
REPORT CARD  
ACCOUNTABILITY  
MANUAL RATING  
POINTS

Elementary/Middle Schools		
	Numerator	Denominator
Academic Achievement	11.5	40
Preparing for Success	2.75	10
English Learners' Student Progress	Not Rated	
Student Progress	11.55	40
School Climate	3.6	10
Overall Score and Rating	33	100
Conclusions based on Rating Points		
Strengths	Culture and climate of the school; Course offerings for middle school students; opportunities for dual enrollment; In-person course offerings;	
Opportunities for Growth	Reading and math progress; Interventions; Small group	



# CIP Goals

- By June of 2026, JPT will increase the percentage of MS students scoring meets or exceeds in **ELA** from 37.3% to 45%.
  - **Implementing Read 180 with focused PD for staff**
- By June 2026, JPT will increase the percentage of MS students scoring meets or exceeds for **math** from 17.3% to at least 30%.
  - **Implementing Math 180 with focused PD for staff.**
- By June of 2026, JPT will increase the **overall percentage of progress** points earned on the school report card from 33% to 40%.
  - **Implementing IXL Program, personalized learning platform, to build student achievement.**

## Next Steps

- Progress Monitoring
- Data Analysis
- PD on the program implementation
- Complete the CIP rubric each 30 days
- Revise plan as needed





# Lake City High School

Continuous Improvement Plan



# DATA

2023 High School Report Card		
	Points	Rating
Academic Achievement	13/25	Unsatisfactory
Preparing for Success	1.01/10	Unsatisfactory
English Learners' Student Progress	1.82/10	Unsatisfactory
School Climate Progress	3.46/5	Good
Graduation Rate	8.96/25	Unsatisfactory
College and Career Readiness	8.69/25	Below Average
<b>Overall Score and Rating</b>	<b>36.94/100</b>	<b>Unsatisfactory</b>





# GOALS

**Goal #1:** By the end of 2024, LCHS will increase the percentage of students scoring “C” or higher on the End of Course Exams

Algebra 1 17.9% to 27.9%

English 2 - 41.7% to 51.7%

Biology - 10% to 25%

US History - 10.6% to 25%

**Goal # 2:** By the end of 2024, LCHS will increase the graduation rate from 6.9% to 71%.

**Goal # 3:** By the end of 2024, LCHS will increase College and Career Readiness from 34.8% to 40%.



# ACTION PLAN

- Implement Read 180 to boost student achievement with targeted / at risk students.
- Provide salaries/benefits for (2) two math interventionists to push into math classes/pullout small groups for math intervention.
- Evaluate transcripts and monitor students “On Track”
- Intense direct instruction to include specific strategies and interventions



## In the Spotlight

In December, graduates of Olanta Elementary gave special treats to students and staff. They provided a pizza party for every child and adult on campus. The alumni shared with students how they remembered Olanta when they were there as well as their careers and success stories.

### Taking Care of the Community

OMS would like to give a warm welcome to Lake City's Mayor Yamekia Robinson and Mr. Marcus McGirt who made sure Olanta's students were warm and well taken care of for the winter. Mayor Robinson donated scarves and gloves for most of our students. We are so thankful for her and Mr. McGirt.







**Winter Curriculum  
Family Night**

**Young Ladies Club  
Spreads Holiday Cheer  
to Lake City Housing  
Authority Residents**

**4-H Club Spreads Warmth and  
Joy to Lake City Community  
Adult Care Center**



- Magnet School Lottery Window January 16-February 2, 2024
- Dr. Ronald E. McNair Day- January 26<sup>th</sup>- 9:30 am- Bean Market
- District Spelling Bee- Feb. 1<sup>st</sup> – 9:00 am Blanding St. Auditorium

