

Florence County School District Three

**AUGUST 2021
BOARD MEETING**

FINANCE UPDATES




**Dr. Laura Hickson, Ed. D.
Superintendent**

AUGUST 19, 2021

**Michelle B. Humphrey, CSBO
Director of Finance**

MISSION

Ensuring Our Students are College or Career Ready and are Productive and Responsible Members of Society



JULY 2021 Financials

GENERAL FUND REPORTS

Linked to the Board Agenda
Posted on the FSD#3 website

GENERAL FUND BALANCE

\$29,900,845

GENERAL FUND BY OBJECT CODE

REVENUE:

LOCAL	\$ 7,617,300.00
STATE	\$ 20,907,493.00
<u>TRANSFER</u>	<u>\$ 1,376,052.00</u>
TOTAL REVENUES	\$ 29,900,845.00

EXPENDITURES:

		INSTRUCTIONAL	SUPPORT
EMPLOYEE SALARIES	\$ 16,469,395.53	\$ 9,803,767.34	\$ 6,665,628.19
EMPLOYEE FRINGE	\$ 7,880,218.56	\$ 4,371,710.21	\$ 3,508,508.35
PURCHASED SERVICES	\$ 3,555,074.42	\$ 1,443,601.50	\$ 2,111,472.92
SUPPLIES AND MATERIALS	\$ 1,480,860.52	\$ 204,075.01	\$ 1,276,785.51
EQUIPMENT	\$ 87,820.62	\$ -	\$ 171,820.62
OTHER OBJECTS	\$ 348,519.73	\$ 7,513.56	\$ 257,006.17
<u>TRANSFERS</u>	<u>\$ 78,955.62</u>	<u>\$ 9,955.62</u>	<u>\$ 69,000.00</u>
TOTAL EXPENDITURES	\$ 29,900,845.00	\$ 15,840,623.24	\$ 14,060,221.76

Excess Expenditures over Revenues **\$ -**

GENERAL FUND BY OBJECT CODE

REVENUE:

LOCAL	\$ 7,617,300.00
STATE	\$ 20,907,493.00
<u>TRANSFER</u>	<u>\$ 1,376,052.00</u>
TOTAL REVENUES	\$ 29,900,845.00

EXPENDITURES:

		7/31/21	
EMPLOYEE SALARIES	\$ 16,469,395.53	\$16,469,395.53	
EMPLOYEE FRINGE	\$ 7,880,218.56	\$7,880,218.56	
PURCHASED SERVICES	\$ 3,555,074.42	\$3,555,074.42	
SUPPLIES AND MATERIALS	\$ 1,480,860.52	\$1,475,860.52	(5000.00)
EQUIPMNT	\$ 87,820.62	\$87,820.62	
OTHER OBJECTS	\$ 348,519.73	\$353,519.73	5000.00
<u>TRANSFERS</u>	<u>\$ 78,955.62</u>	<u>\$78,955.62</u>	
TOTAL EXPENDITURES	\$ 29,900,845.00	29,900,845.00	0

Excess Expenditures over Revenues \$ -

FLORENCE SCHOOL DISTRICT #3
 GENERAL FUND REVENUE BY ACCOUNT

CURRENT PERIOD: 07/01/2021 TO 07/31/2021

IDEAL REMAINING PERCENT: 92 %

<u>ACCOUNT</u>	<u>BUDGETED REVENUE</u>	<u>CURRENT REVENUE</u>	<u>YEAR TO DATE REVENUE</u>	<u>ENCUMBRANCE</u>	<u>REMAINING BALANCE</u>	<u>PCT</u>
100-001-110-0000-00 PROPERTY TAXES	5,200,000.00	0.00	0.00	0.00	5,200,000.00	100
100-001-110-0010-00 DELINQUENT TAXES	340,000.00	0.00	0.00	0.00	340,000.00	100
100-001-110-0020-00 VEHICLE TAXES	1,370,000.00	0.00	0.00	0.00	1,370,000.00	100
100-001-140-0000-00 PENALTIES AND INTEREST	12,000.00	0.00	0.00	0.00	12,000.00	100
100-001-190-0000-00 OTHER TAXES (WATERCRAFT)	9,000.00	0.00	0.00	0.00	9,000.00	100
100-001-280-0000-00 REVENUE IN LIEU OF TAXES	580,000.00	0.00	0.00	0.00	580,000.00	100
100-001-310-0000-00 STUDENT TUITION PAYMENTS	8,000.00	0.00	0.00	0.00	8,000.00	100
100-001-320-0000-00 TUITION PAYMENT FROM OTHER LEA's	20,000.00	2,229.50	2,229.50	0.00	17,770.50	89
100-001-510-0020-00 INTEREST ON CHECKING	50,000.00	0.00	0.00	0.00	50,000.00	100
100-001-910-0000-00 RENTAL OF PROPERTY	8,000.00	517.50	517.50	0.00	7,482.50	94
100-001-999-0000-00 MISCELLANEOUS REVENUE	15,500.00	1,607.99	1,607.99	0.00	13,892.01	90
100-001-999-0040-00 TRANSCRIPTS	4,800.00	444.95	444.95	0.00	4,355.05	91
100-003-160-0000-00 SCHOOL BUS DRIVER SALARY	271,966.00	0.00	0.00	0.00	271,966.00	100
100-003-162-0000-00 TRANSPORTATION WORKERS COMPENSA	12,170.00	12,169.76	12,169.76	0.00	0.24	0
100-003-180-0000-00 EMPLOYEE FRINGE BENEFIT	4,612,494.00	374,773.92	374,773.92	0.00	4,237,720.08	92
100-003-181-0000-00 RETIREE INSURANCE	932,796.00	77,733.01	77,733.01	0.00	855,062.99	92
100-003-186-0000-00 STATE AID TO CLASSROOMS- TCH SALA	871,110.41	0.00	0.00	0.00	871,110.41	100
100-003-311-0000-00 KINDERGARTEN	522,048.00	43,469.65	43,469.65	0.00	478,578.35	92
100-003-312-0000-00 PRIMARY	1,256,637.57	104,637.11	104,637.11	0.00	1,152,000.46	92
100-003-313-0000-00 ELEMENTARY	2,008,365.39	182,068.15	182,068.15	0.00	1,826,297.24	91
100-003-314-0000-00 HIGH SCHOOL	1,308,396.28	108,946.93	108,946.93	0.00	1,199,449.35	92
100-003-315-0000-00 TMH	10,275.76	854.86	854.86	0.00	9,420.90	92
100-003-316-0000-00 SPEECH HANDICAPPED	497,506.90	41,425.82	41,425.82	0.00	456,081.08	92
100-003-317-0000-00 HOMEBOUND REVENUE	298.81	24.88	24.88	0.00	273.93	92
100-003-321-0000-00 EMOTIONALLY HANDICAPPED	34,310.59	2,857.81	2,857.81	0.00	31,452.78	92
100-003-322-0000-00 EDUCABLE MENTALLY	116,502.57	9,700.21	9,700.21	0.00	106,802.36	92
100-003-323-0000-00 LEARNING DISABILITIES	1,350,271.11	112,433.89	112,433.89	0.00	1,237,837.22	92
100-003-324-0000-00 HEARING HANDICAPPED	33,350.97	2,777.84	2,777.84	0.00	30,573.13	92
100-003-325-0000-00 VISUALLY HANDICAPPED	12,232.35	1,018.36	1,018.36	0.00	11,213.99	92
100-003-326-0000-00 ORTHOPEDICALLY HANDI.	13,062.41	1,087.67	1,087.67	0.00	11,974.74	92
100-003-327-0000-00 VOCATIONAL	234,310.04	19,510.60	19,510.60	0.00	214,799.44	92
100-003-331-0000-00 AUTISM	175,147.44	14,584.08	14,584.08	0.00	160,563.36	92
100-003-332-0000-00 HIGH ACHIEVING STUDENTS	45,138.94	3,758.87	3,758.87	0.00	41,380.07	92
100-003-334-0000-00 ESOL / ESL	54,482.18	4,537.31	4,537.31	0.00	49,944.87	92
100-003-351-0000-00 ACADEMIC ASSISTANCE	457,331.47	37,796.68	37,796.68	0.00	419,534.79	92
100-003-352-0000-00 POVERTY	1,193,575.18	99,385.35	99,385.35	0.00	1,094,189.83	92
100-003-353-0000-00 DUAL	19,001.32	1,581.75	1,581.75	0.00	17,419.57	92
100-003-810-0000-00 PROPERTY TAX RELIEF	802,083.00	0.00	0.00	0.00	802,083.00	100
100-003-820-0000-00 HOMESTEAD TAX EXEMPTION	429,027.00	0.00	0.00	0.00	429,027.00	100
100-003-825-0000-00 PROP TAX RELIEF TIER 3 (1% TX)	2,368,261.00	0.00	0.00	0.00	2,368,261.00	100
100-003-830-0000-00 MERCHANT'S INVENTORY	94,238.92	0.00	0.00	0.00	94,238.92	100
100-003-840-0000-00 MANUFACTURER'S DEPRE.	815,500.00	0.00	0.00	0.00	815,500.00	100
100-003-840-0010-00 MFG PROPERTY VALUE REIMBURSEMENT	78,945.00	0.00	0.00	0.00	78,945.00	100
100-003-890-0000-00 OTHER STATE PROPERTY (MOTOR C)	35,000.00	0.00	0.00	0.00	35,000.00	100
100-003-993-0000-00 PEBA ON-BEHALF PAYMENTS	221,656.39	0.00	0.00	0.00	221,656.39	100
100-004-110-0000-00 MAINT. & OPER-LOW INCOME-IMPACT All	20,000.00	0.00	0.00	0.00	20,000.00	100
100-005-230-0350-00 TRANSFER FROM SPEC REV EIA (F350)	684,462.60	0.00	0.00	0.00	684,462.60	100
100-005-230-0355-00 TRANSFER FROM SPEC REV EIA (F355)	163,289.40	0.00	0.00	0.00	163,289.40	100
100-005-260-0000-00 TRANSFER FROM FOOD SERVICE	100,000.00	0.00	0.00	0.00	100,000.00	100

FY 2021-2022

FLORENCE SCHOOL DISTRICT #3
 GENERAL FUND REVENUE BY ACCOUNT

CURRENT PERIOD: 07/01/2021 TO 07/31/2021

IDEAL REMAINING PERCENT: 92 %

<u>ACCOUNT</u>	<u>BUDGETED REVENUE</u>	<u>CURRENT REVENUE</u>	<u>YEAR TO DATE REVENUE</u>	<u>ENCUMBRANCE</u>	<u>REMAINING BALANCE</u>	<u>PCT</u>
100-005-270-1950-00 TRANSFER FROM F739 & F736	10,000.00	0.00	0.00	0.00	10,000.00	100
100-005-280-0201-00 TRANSFER- INDIRECT COST (F 201)	60,000.00	0.00	0.00	0.00	60,000.00	100
100-005-280-0203-00 TRANSFER-INDIRECT COST (F 203)	45,000.00	0.00	0.00	0.00	45,000.00	100
100-005-280-0210-00 TRANSFER- INDIRECT COST (F 210)	4,000.00	0.00	0.00	0.00	4,000.00	100
100-005-280-0220-00 TRANSFER- INDIRECT COST (F 220)	13,000.00	0.00	0.00	0.00	13,000.00	100
100-005-280-0224-00 TRANSFER-INDIRECT COST (F 224)	13,000.00	0.00	0.00	0.00	13,000.00	100
100-005-280-0225-00 INDIRECT COST FUND 225	133,200.00	0.00	0.00	0.00	133,200.00	100
100-005-280-0234-00 TRANSFER- INDIRECT COST (F 234)	6,600.00	0.00	0.00	0.00	6,600.00	100
100-005-280-0239-00 TRANSFER- INDIRECT COST (F 239)	4,000.00	0.00	0.00	0.00	4,000.00	100
100-005-280-0267-00 TRANSFER-INDIRECT COST (F 267)	4,000.00	0.00	0.00	0.00	4,000.00	100
100-005-280-0297-00 TRANSFER- INDIRECT COST (F 297)	40,000.00	0.00	0.00	0.00	40,000.00	100
100-005-280-0600-00 TRANSFER-INDIRECT COST (FS)	95,500.00	0.00	0.00	0.00	95,500.00	100
	<u>29,900,845.00</u>	<u>1,261,934.45</u>	<u>1,261,934.45</u>	<u>0.00</u>	<u>28,638,910.55</u>	<u>96</u>

FLORENCE SCHOOL DISTRICT #3
 GENERAL FUND REVENUE BY FUNCTION

CURRENT PERIOD: 07/01/2021 TO 07/31/2021

IDEAL REMAINING PERCENT: 92 %

	<u>BUDGETED</u> <u>EXPENDITURE</u>	<u>CURRENT</u> <u>EXPENDITURE</u>	<u>YEAR TO DATE</u> <u>EXPENDITURE</u>	<u>ENCUMBRANCE</u>	<u>REMAINING</u> <u>BALANCE</u>	<u>PCT</u>
111 KINDERGARTEN TOTALS:	834,340.45	0.00	0.00	0.00	834,340.45	100
112 PRIMARY (K-3) TOTALS:	2,525,872.02	0.00	0.00	91.34	2,525,780.68	100
113 ELEMENTARY (4-8) TOTALS:	5,332,720.95	0.00	0.00	91.34	5,332,629.61	100
114 HIGH SCHOOL TOTALS:	2,644,135.90	197.22	197.22	2,552.73	2,641,385.95	100
115 CAREER & TECH TOTALS:	749,214.40	0.00	0.00	0.00	749,214.40	100
118 TOTALS:	356,485.12	0.00	0.00	0.00	356,485.12	100
121 EDUCABLE MENTAL HANDICAP TOTALS:	729,480.58	0.00	0.00	0.00	729,480.58	100
122 TRAINABLE MENTAL HANDICAP TOTALS:	358,381.17	0.00	0.00	0.00	358,381.17	100
123 ORTHOPEDICALLY HANDICAP TOTALS:	96,838.73	0.00	0.00	86,000.00	10,838.73	11
124 VISUALLY HANDICAPPED TOTALS:	10,000.00	0.00	0.00	0.00	10,000.00	100
125 HEARING HANDICAPPED TOTALS:	119,000.00	0.00	0.00	117,000.00	2,000.00	2
126 SPEECH HANDICAPPED TOTALS:	143,297.93	59.00	59.00	138,243.96	4,994.97	3
127 LEARNING DISABILITIES TOTALS:	1,238,258.95	79.23	79.23	762.24	1,237,417.48	100
128 EMOTIONALLY HANDICAPPED TOTALS:	65,752.70	0.00	0.00	0.00	65,752.70	100
141 GIFTED AND TALENTED TOTALS:	112,965.40	0.00	0.00	0.00	112,965.40	100
143 ADVANCED PLACEMENT TOTALS:	1,000.00	0.00	0.00	0.00	1,000.00	100
145 HOMEBOUND TOTALS:	44,942.20	0.00	0.00	0.00	44,942.20	100
147 FULL DAY 4K PROGRAMS TOTALS:	8,150.00	0.00	0.00	0.00	8,150.00	100
148 G&T-ARTISTIC TOTALS:	4,000.00	0.00	0.00	0.00	4,000.00	100
149 OTHER SPECIAL PROGRAMS TOTALS:	2,000.00	0.00	0.00	0.00	2,000.00	100
161 AUTISM TOTALS:	201,836.80	0.00	0.00	0.00	201,836.80	100
162 TOTALS:	220,112.94	0.00	0.00	0.00	220,112.94	100
172 ELEMENTARY SUMMER SCHOOL TOTALS:	10,517.92	0.00	0.00	0.00	10,517.92	100
175 EXTENDED SCHOOL YEAR TOTALS:	10,737.89	0.00	0.00	0.00	10,737.89	100
181 AD ED BASIC TOTALS:	450.12	0.00	0.00	0.00	450.12	100
188 PARENTING/FAMILY LITERACY TOTALS:	5,175.45	0.00	0.00	0.00	5,175.45	100
211 ATTENDANCE/SOCIAL WORKERS TOTALS:	279,780.47	5,226.95	5,226.95	11,988.45	262,565.07	94
212 GUIDANCE PROGRAM TOTALS:	648,033.16	0.00	0.00	0.00	648,033.16	100
213 HEALTH PROGRAM TOTALS:	575,487.18	1,308.80	1,308.80	0.00	574,178.38	100
214 PSYCHOLOGICAL PROGRAMS TOTALS:	148,318.30	0.00	0.00	0.00	148,318.30	100
217 CAREER SPECIALIST SERVICE TOTALS:	0.01	0.00	0.00	0.00	0.01	100
221 IMP OF INST.-CURRIC. DEVE TOTALS:	913,848.19	25,357.65	25,357.65	286.31	888,204.23	97
222 LIBRARY AND MEDIA SERVICE TOTALS:	685,787.70	4,861.87	4,861.87	0.00	680,925.83	99

FLORENCE SCHOOL DISTRICT #3
 GENERAL FUND REVENUE BY FUNCTION

CURRENT PERIOD: 07/01/2021 TO 07/31/2021

IDEAL REMAINING PERCENT: 92 %

	BUDGETED EXPENDITURE	CURRENT EXPENDITURE	YEAR TO DATE EXPENDITURE	ENCUMBRANCE	REMAINING BALANCE	PCT
223 SUPERVISION OF SP PROGRAMS TOTALS:	264,315.87	18,844.68	18,844.68	2,847.82	242,623.37	92
224 IMP.OF INST.-IN-SVC/S.TNG TOTALS:	58,485.50	0.00	0.00	0.00	58,485.50	100
231 BOARD OF EDUCATION TOTALS:	185,706.30	16,039.18	16,039.18	34,927.32	134,739.80	73
232 OFFICE OF SUPERINTENDENT TOTALS:	512,597.88	47,156.24	47,156.24	20,232.21	445,209.43	87
233 SCHOOL ADMINISTRATION TOTALS:	2,739,771.09	114,536.72	114,536.72	50,811.88	2,574,422.49	94
252 FISCAL SERVICES TOTALS:	491,533.54	32,573.78	32,573.78	2,806.61	456,153.15	93
254 OPER. AND MAINTENANCE TOTALS:	3,759,019.37	400,849.95	400,849.95	352,012.33	3,006,157.09	80
255 STUDENT TRANSPORTATION TOTALS:	639,225.53	12,082.44	12,082.44	1,675.30	625,467.79	98
256 FOOD SERVICE TOTALS:	461,416.80	2,945.60	2,945.60	0.00	458,471.20	99
257 WAREHOUSE & PURCHASING TOTALS:	150.00	0.00	0.00	0.00	150.00	100
258 SCHOOL SECURITY TOTALS:	244,056.98	0.00	0.00	0.00	244,056.98	100
262 ADMINISTRATION/PLANNING TOTALS:	30,427.29	2,430.78	2,430.78	0.00	27,996.51	92
263 INFORMATION SERVICES TOTALS:	2,297.00	0.00	0.00	0.00	2,297.00	100
264 STAFF SERVICES TOTALS:	363,200.62	20,405.34	20,405.34	7,204.17	335,591.11	92
266 TECHNOLOGY TOTALS:	581,860.65	112,175.80	112,175.80	4,599.83	465,085.02	80
271 PUPIL SERVICES TOTALS:	282,716.33	24,200.64	24,200.64	0.00	258,515.69	91
412 PAYMENTS TO OTHER GOV'T TOTALS:	9,490.00	962.81	962.81	0.00	8,527.19	90
421 TOTALS:	465.62	0.00	0.00	0.00	465.62	100
426 TRANSFER TO PUPIL ACTIVIT TOTALS:	69,000.00	0.00	0.00	0.00	69,000.00	100
500 DEBT SERVICE TOTALS:	128,186.00	0.00	0.00	0.00	128,186.00	100
	<u>29,900,845.00</u>	<u>842,294.68</u>	<u>842,294.68</u>	<u>834,133.84</u>	<u>28,224,416.48</u>	<u>94</u>