

Florence County School District Three

JANUARY 2022 BOARD MEETING

FINANCE UPDATES




**Dr. Laura Hickson, Ed. D.
Superintendent**

January 20, 2022

**Michelle B. Humphrey, CSBO
Director of Finance**

MISSION

Ensuring Our Students are College or Career Ready and are Productive and Responsible Members of Society



DECEMBER 2021 Financials

GENERAL FUND REPORTS

Linked to the Board Agenda
Posted on the FSD#3 website

GENERAL FUND BALANCE

\$29,900,845 FY 21-22

Board approved Use of Fund Balance:

\$573,497 Employee appreciation/retention bonus

\$30,474,342

GENERAL FUND BY OBJECT CODE

REVENUE:

LOCAL	\$ 7,617,300.00
STATE	\$ 20,907,493.00
<u>TRANSFER</u>	<u>\$ 1,376,052.00</u>
TOTAL REVENUES	\$ 29,900,845.00

EXPENDITURES:

	6/29/21	12/31/2021	(month:original)
EMPLOYEE SALARIES	\$ 16,469,395.53	\$ 16,797,337.60	\$ 327,942.07
EMPLOYEE FRINGE	\$ 7,880,218.56	\$ 7,864,300.53	\$ (15,918.03)
PURCHASED SERVICES	\$ 3,555,074.42	\$ 3,707,435.01	\$ 152,360.59
SUPPLIES AND MATERIALS	\$ 1,480,860.52	\$ 1,526,233.50	\$ 45,372.98
EQUIPMENT	\$ 87,820.62	\$ 43,634.62	\$ (44,186.00)
OTHER OBJECTS	\$ 348,519.73	\$ 456,445.12	\$ 107,925.39
<u>TRANSFERS</u>	<u>\$ 78,955.62</u>	<u>\$ 78,955.62</u>	<u>\$ -</u>
TOTAL EXPENDITURES	\$ 29,900,845.00	\$ 30,474,342.00	\$ 573,497.00 ***

Board Approved- Use of FB- Appreciation/ Retention

FLORENCE SCHOOL DISTRICT #3
 GENERAL FUND REVENUE BY ACCOUNT

CURRENT PERIOD: 12/01/2021 TO 12/31/2021

IDEAL REMAINING PERCENT: 50 %

<u>ACCOUNT</u>	<u>BUDGETED REVENUE</u>	<u>CURRENT REVENUE</u>	<u>YEAR TO DATE REVENUE</u>	<u>ENCUMBRANCE</u>	<u>REMAINING BALANCE</u>	<u>PCT</u>
100-001-110-0000-00 PROPERTY TAXES	5,200,000.00	311,181.97	748,616.69	0.00	4,451,383.31	86
100-001-110-0010-00 DELINQUENT TAXES	340,000.00	59.66	216,621.91	0.00	123,378.09	36
100-001-110-0020-00 VEHICLE TAXES	1,370,000.00	116,668.34	644,399.24	0.00	725,600.76	53
100-001-140-0000-00 PENALTIES AND INTEREST	12,000.00	-16.29	-33.24	0.00	12,033.24	100
100-001-190-0000-00 OTHER TAXES (WATERCRAFT)	9,000.00	4,658.85	24,879.09	0.00	-15,879.09	-176
100-001-280-0000-00 REVENUE IN LIEU OF TAXES	580,000.00	0.00	0.00	0.00	580,000.00	100
100-001-310-0000-00 STUDENT TUITION PAYMENTS	8,000.00	0.00	500.00	0.00	7,500.00	94
100-001-320-0000-00 TUITION PAYMENT FROM OTHER LEA's	20,000.00	0.00	12,665.18	0.00	7,334.82	37
100-001-510-0000-00 INTEREST ON INVESTMENTS	0.00	0.00	2,062.58	0.00	-2,062.58	0
100-001-510-0020-00 INTEREST ON CHECKING	50,000.00	0.00	601.10	0.00	49,398.90	99
100-001-910-0000-00 RENTAL OF PROPERTY	8,000.00	0.00	4,262.50	0.00	3,737.50	47
100-001-960-0000-00 USE OF FUND BALANCE	573,497.00	0.00	0.00	0.00	573,497.00	100
100-001-999-0000-00 MISCELLANEOUS REVENUE	15,500.00	3,152.74	8,528.19	0.00	6,971.81	45
100-001-999-0040-00 TRANSCRIPTS	4,800.00	38.00	3,227.82	0.00	1,572.18	33
100-001-999-0050-00 MISCELLANEOUS REVENUE-ADVERTISEM	0.00	0.00	70.00	0.00	-70.00	0
100-003-160-0000-00 SCHOOL BUS DRIVER SALARY	271,966.00	53,887.30	107,790.62	0.00	164,175.38	60
100-003-162-0000-00 TRANSPORTATION WORKERS COMPENSA	12,170.00	0.00	12,169.76	0.00	0.24	0
100-003-180-0000-00 EMPLOYEE FRINGE BENEFIT	4,612,494.00	728,738.12	2,602,607.72	0.00	2,009,886.28	44
100-003-181-0000-00 RETIREE INSURANCE	932,796.00	169,297.60	557,962.65	0.00	374,833.35	40
100-003-186-0000-00 STATE AID TO CLASSROOMS- TCH SALA	871,110.41	0.00	0.00	0.00	871,110.41	100
100-003-193-0000-00 MISCELLANOUS-APPLE TAGS	0.00	0.00	161.65	0.00	-161.65	0
100-003-311-0000-00 KINDERGARTEN	522,048.00	37,346.94	254,695.19	0.00	267,352.81	51
100-003-312-0000-00 PRIMARY	1,256,637.57	107,342.33	630,527.88	0.00	626,109.69	50
100-003-313-0000-00 ELEMENTARY	2,008,365.39	152,261.52	1,062,602.27	0.00	945,763.12	47
100-003-314-0000-00 HIGH SCHOOL	1,308,396.28	19,968.67	564,703.32	0.00	743,692.96	57
100-003-315-0000-00 TMH	10,275.76	1,780.08	6,054.36	0.00	4,221.40	41
100-003-316-0000-00 SPEECH HANDICAPPED	497,506.90	47,415.11	254,544.21	0.00	242,962.69	49
100-003-317-0000-00 HOMEBOUND REVENUE	298.81	836.69	961.09	0.00	-662.28	-222
100-003-321-0000-00 EMOTIONALLY HANDICAPPED	34,310.59	1,643.21	15,932.26	0.00	18,378.33	54
100-003-322-0000-00 EDUCABLE MENTALLY	116,502.57	8,745.58	57,246.63	0.00	59,255.94	51
100-003-323-0000-00 LEARNING DISABILITIES	1,350,271.11	92,398.31	654,567.76	0.00	695,703.35	52
100-003-324-0000-00 HEARING HANDICAPPED	33,350.97	2,945.68	16,834.86	0.00	16,516.11	50
100-003-325-0000-00 VISUALLY HANDICAPPED	12,232.35	830.03	5,921.83	0.00	6,310.52	52
100-003-326-0000-00 ORTHOPEDICALLY HANDI.	13,062.41	1,077.46	6,515.83	0.00	6,546.58	50
100-003-327-0000-00 VOCATIONAL	234,310.04	127,029.58	224,582.58	0.00	9,727.46	4
100-003-331-0000-00 AUTISM	175,147.44	15,762.19	88,682.59	0.00	86,464.85	49
100-003-332-0000-00 HIGH ACHIEVING STUDENTS	45,138.94	5,723.40	24,517.77	0.00	20,621.17	46
100-003-334-0000-00 ESOL / ESL	54,482.18	4,173.53	26,860.08	0.00	27,622.10	51
100-003-351-0000-00 ACADEMIC ASSISTANCE	457,331.47	35,287.51	224,270.91	0.00	233,060.56	51
100-003-352-0000-00 POVERTY	1,193,575.18	90,686.39	587,613.14	0.00	605,962.04	51
100-003-353-0000-00 DUAL	19,001.32	1,800.21	9,708.96	0.00	9,292.36	49
100-003-810-0000-00 PROPERTY TAX RELIEF	802,083.00	0.00	0.00	0.00	802,083.00	100
100-003-820-0000-00 HOMESTEAD TAX EXEMPTION	429,027.00	0.00	0.00	0.00	429,027.00	100
100-003-825-0000-00 PROP TAX RELIEF TIER 3 (1% TX)	2,368,261.00	0.00	289,003.00	0.00	2,079,258.00	88
100-003-830-0000-00 MERCHANT'S INVENTORY	94,238.92	0.00	23,559.69	0.00	70,679.23	75
100-003-840-0000-00 MANUFACTURER'S DEPRE.	815,500.00	0.00	0.00	0.00	815,500.00	100
100-003-840-0010-00 MFG PROPERTY VALUE REIMBURSEMENT	78,945.00	0.00	0.00	0.00	78,945.00	100
100-003-890-0000-00 OTHER STATE PROPERTY (MOTOR C)	35,000.00	18,894.55	18,894.55	0.00	16,105.45	46
100-003-993-0000-00 PEBA ON-BEHALF PAYMENTS	221,656.39	0.00	0.00	0.00	221,656.39	100

FY 2021-2022

FLORENCE SCHOOL DISTRICT #3
 GENERAL FUND REVENUE BY ACCOUNT

CURRENT PERIOD: 12/01/2021 TO 12/31/2021

IDEAL REMAINING PERCENT: 50 %

<u>ACCOUNT</u>	<u>BUDGETED REVENUE</u>	<u>CURRENT REVENUE</u>	<u>YEAR TO DATE REVENUE</u>	<u>ENCUMBRANCE</u>	<u>REMAINING BALANCE</u>	<u>PCT</u>
100-004-110-0000-00 MAINT. & OPER-LOW INCOME-IMPACT All	20,000.00	0.00	0.00	0.00	20,000.00	100
100-005-230-0350-00 TRANSFER FROM SPEC REV EIA (F350)	684,462.60	0.00	124,447.74	0.00	560,014.86	82
100-005-230-0355-00 TRANSFER FROM SPEC REV EIA (F355)	163,289.40	0.00	29,689.01	0.00	133,600.39	82
100-005-260-0000-00 TRANSFER FROM FOOD SERVICE	100,000.00	0.00	0.00	0.00	100,000.00	100
100-005-270-1950-00 TRANSFER FROM F739 & F736	10,000.00	0.00	0.00	0.00	10,000.00	100
100-005-280-0201-00 TRANSFER- INDIRECT COST (F 201)	60,000.00	0.00	113.95	0.00	59,886.05	100
100-005-280-0203-00 TRANSFER-INDIRECT COST (F 203)	45,000.00	0.00	656.46	0.00	44,343.54	99
100-005-280-0207-00 TRANSFER- INDIRECT COST (F 207)	0.00	0.00	1,914.45	0.00	-1,914.45	0
100-005-280-0210-00 TRANSFER- INDIRECT COST (F 210)	4,000.00	0.00	234.23	0.00	3,765.77	94
100-005-280-0220-00 TRANSFER- INDIRECT COST (F 220)	13,000.00	0.00	182.13	0.00	12,817.87	99
100-005-280-0224-00 TRANSFER-INDIRECT COST (F 224)	13,000.00	0.00	105.01	0.00	12,894.99	99
100-005-280-0225-00 INDIRECT COST FUND 225	133,200.00	0.00	7,475.18	0.00	125,724.82	94
100-005-280-0234-00 TRANSFER- INDIRECT COST (F 234)	6,600.00	0.00	0.00	0.00	6,600.00	100
100-005-280-0237-00 TRANSFER- INDIRECT COST (F 237)	0.00	0.00	270.53	0.00	-270.53	0
100-005-280-0239-00 TRANSFER- INDIRECT COST (F 239)	4,000.00	0.00	594.85	0.00	3,405.15	85
100-005-280-0251-00 TRANSFER-INDIRECT COST (F 251)	0.00	0.00	384.11	0.00	-384.11	0
100-005-280-0267-00 TRANSFER-INDIRECT COST (F 267)	4,000.00	0.00	1,166.59	0.00	2,833.41	71
100-005-280-0297-00 TRANSFER- INDIRECT COST (F 297)	40,000.00	0.00	7,786.10	0.00	32,213.90	81
100-005-280-0600-00 TRANSFER-INDIRECT COST (FS)	95,500.00	0.00	0.00	0.00	95,500.00	100
	<u>30,474,342.00</u>	<u>2,161,615.26</u>	<u>10,170,914.56</u>	<u>0.00</u>	<u>20,303,427.44</u>	<u>67</u>

FLORENCE SCHOOL DISTRICT #3
 GENERAL FUND EXPENDITURES BY FUNCTION

CURRENT PERIOD: 12/01/2021 TO 12/31/2021

IDEAL REMAINING PERCENT: 50 %

	BUDGETED EXPENDITURE	CURRENT EXPENDITURE	YEAR TO DATE EXPENDITURE	ENCUMBRANCE	REMAINING BALANCE	PCT
111 KINDERGARTEN TOTALS:	764,431.42	54,383.64	221,084.34	0.00	543,347.08	71
112 PRIMARY (K-3) TOTALS:	2,494,071.76	177,216.29	738,187.66	4,780.27	1,751,103.83	70
113 ELEMENTARY (4-8) TOTALS:	5,591,766.90	412,042.93	1,944,106.92	98,621.43	3,549,038.55	63
114 HIGH SCHOOL TOTALS:	2,567,701.45	179,994.24	864,384.97	41,080.64	1,662,235.84	65
115 CAREER & TECH TOTALS:	749,214.40	55,642.16	243,000.51	4,550.75	501,663.14	67
118 TOTALS:	353,813.54	30,432.09	127,452.00	0.00	226,361.54	64
121 EDUCABLE MENTAL HANDICAP TOTALS:	738,480.58	49,465.68	204,502.29	4,931.46	529,046.83	72
122 TRAINABLE MENTAL HANDICAP TOTALS:	358,381.17	28,436.14	113,822.84	0.00	244,558.33	68
123 ORTHOPEDICALLY HANDICAP TOTALS:	96,838.73	13,107.50	55,685.40	30,210.19	10,943.14	11
124 VISUALLY HANDICAPPED TOTALS:	10,000.00	0.00	0.00	0.00	10,000.00	100
125 HEARING HANDICAPPED TOTALS:	119,000.00	33,203.50	39,610.65	77,402.75	1,986.60	2
126 SPEECH HANDICAPPED TOTALS:	148,192.93	15,854.00	109,731.41	38,461.17	0.35	0
127 LEARNING DISABILITIES TOTALS:	1,092,773.13	35,466.36	268,288.13	305,081.00	519,404.00	48
128 EMOTIONALLY HANDICAPPED TOTALS:	65,752.70	5,479.28	21,917.12	0.00	43,835.58	67
141 GIFTED AND TALENTED TOTALS:	112,965.40	6,585.65	27,920.00	970.92	84,074.48	74
143 ADVANCED PLACEMENT TOTALS:	1,000.00	0.00	0.00	0.00	1,000.00	100
145 HOMEBOUND TOTALS:	44,942.20	459.50	4,162.23	0.00	40,779.97	91
147 FULL DAY 4K PROGRAMS TOTALS:	8,287.00	0.00	0.00	0.00	8,287.00	100
148 G&T-ARTISTIC TOTALS:	4,000.00	0.00	0.00	0.00	4,000.00	100
149 OTHER SPECIAL PROGRAMS TOTALS:	2,000.00	0.00	0.00	0.00	2,000.00	100
161 AUTISM TOTALS:	201,836.80	13,879.14	65,300.71	0.00	136,536.09	68
162 TOTALS:	208,679.05	11,577.56	97,758.71	16,250.00	94,670.34	45
172 ELEMENTARY SUMMER SCHOOL TOTALS:	10,517.92	0.00	0.00	0.00	10,517.92	100
175 EXTENDED SCHOOL YEAR TOTALS:	10,737.89	0.00	0.00	0.00	10,737.89	100
181 AD ED BASIC TOTALS:	450.12	0.00	0.00	0.00	450.12	100
188 PARENTING/FAMILY LITERACY TOTALS:	5,175.45	0.00	0.00	0.00	5,175.45	100
211 ATTENDANCE/SOCIAL WORKERS TOTALS:	279,280.47	16,653.99	99,151.81	7,848.25	172,280.41	62
212 GUIDANCE PROGRAM TOTALS:	648,033.16	54,421.75	222,146.40	175.00	425,711.76	66
213 HEALTH PROGRAM TOTALS:	599,329.64	45,869.98	197,777.59	198.45	401,353.60	67
214 PSYCHOLOGICAL PROGRAMS TOTALS:	148,318.30	11,780.59	57,087.50	0.00	91,230.80	62
217 CAREER SPECIALIST SERVICE TOTALS:	0.01	0.00	0.00	0.00	0.01	100
221 IMP OF INST.-CURRIC. DEVE TOTALS:	879,679.73	58,858.67	325,540.77	4,237.57	549,901.39	63
222 LIBRARY AND MEDIA SERVICE TOTALS:	685,787.70	43,485.78	188,968.70	3,706.12	493,112.88	72

FLORENCE SCHOOL DISTRICT #3
 GENERAL FUND EXPENDITURES BY FUNCTION

CURRENT PERIOD: 12/01/2021 TO 12/31/2021

IDEAL REMAINING PERCENT: 50 %

	BUDGETED EXPENDITURE	CURRENT EXPENDITURE	YEAR TO DATE EXPENDITURE	ENCUMBRANCE	REMAINING BALANCE	PCT
223 SUPERVISION OF SP PROGRAMS TOTALS:	270,889.57	22,020.60	129,413.80	2,955.88	138,519.89	51
224 IMP.OF INST.-IN-SVC/S.TNG TOTALS:	58,485.50	-3,120.00	0.00	0.00	58,485.50	100
231 BOARD OF EDUCATION TOTALS:	761,517.30	585,696.72	666,548.52	24,691.30	70,277.48	9
232 OFFICE OF SUPERINTENDENT TOTALS:	512,597.88	30,717.51	221,138.14	20,230.70	271,229.04	53
233 SCHOOL ADMINISTRATION TOTALS:	2,766,019.55	219,684.62	1,215,046.78	29,078.69	1,521,894.08	55
252 FISCAL SERVICES TOTALS:	492,751.78	36,584.60	218,848.48	2,993.04	270,910.26	55
253 FACILITIES RENOV/CONST. TOTALS:	2,779.39	0.00	0.00	2,779.39	0.00	0
254 OPER. AND MAINTENANCE TOTALS:	3,719,019.37	225,695.40	1,905,920.78	168,641.74	1,644,456.85	44
255 STUDENT TRANSPORTATION TOTALS:	639,225.53	51,593.81	182,068.56	2,058.42	455,098.55	71
256 FOOD SERVICE TOTALS:	461,416.80	29,954.73	128,709.09	0.00	332,707.71	72
257 WAREHOUSE & PURCHASING TOTALS:	150.00	0.00	0.00	0.00	150.00	100
258 SCHOOL SECURITY TOTALS:	244,056.98	8,704.54	78,772.70	150,238.20	15,046.08	6
262 ADMINISTRATION/PLANNING TOTALS:	30,427.29	3,018.30	18,109.69	0.00	12,317.60	40
263 INFORMATION SERVICES TOTALS:	46,616.03	4,117.54	18,360.83	160.92	28,094.28	60
264 STAFF SERVICES TOTALS:	340,574.90	25,870.90	164,812.56	10,669.51	165,092.83	48
266 TECHNOLOGY TOTALS:	581,860.65	28,100.72	279,012.09	4,567.32	298,281.24	51
271 PUPIL SERVICES TOTALS:	282,902.33	14,186.53	109,324.71	5,932.50	167,645.12	59
412 PAYMENTS TO OTHER GOV'T TOTALS:	9,490.00	0.00	3,509.62	0.00	5,980.38	63
421 TOTALS:	465.62	0.00	0.00	0.00	465.62	100
426 TRANSFER TO PUPIL ACTIVIT TOTALS:	69,000.00	0.00	61,000.00	0.00	8,000.00	12
500 DEBT SERVICE TOTALS:	182,655.98	0.00	38,318.16	87,012.82	57,325.00	31
	<u>30,474,342.00</u>	<u>2,637,122.94</u>	<u>11,676,503.17</u>	<u>1,150,516.40</u>	<u>17,647,322.43</u>	<u>58</u>